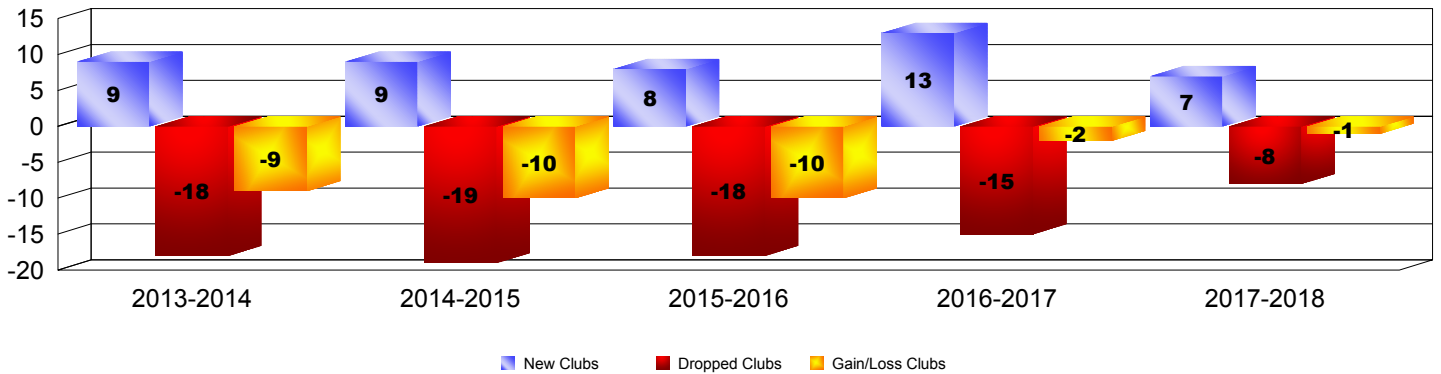
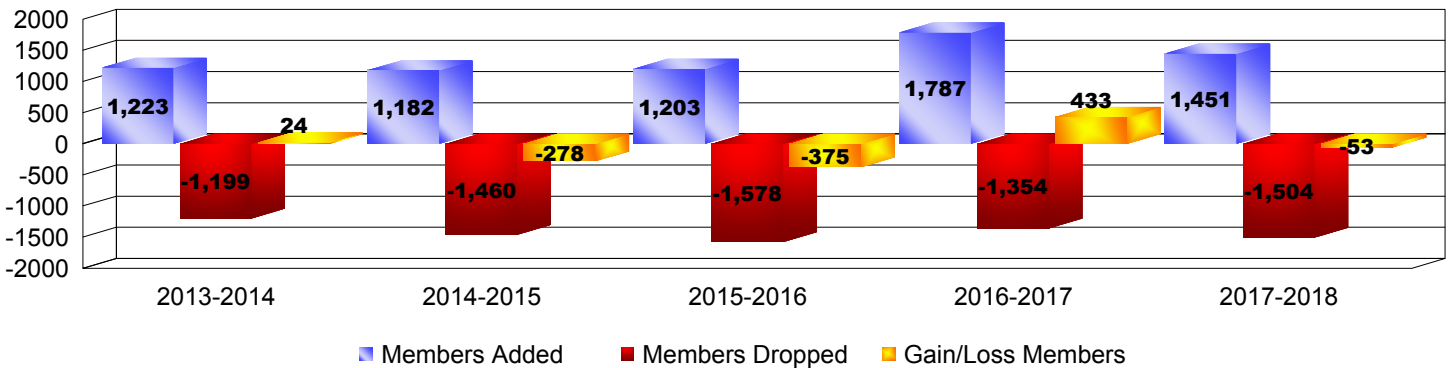


Year	New Clubs	Dropped Clubs	Gain/Loss Clubs	New Members	Charter Members	Reinstate Members	Transfer Members	Total Member Added	Total Members Dropped	Gain/Loss Members
2013-2014	9	-18	-9	947	244	25	7	1223	-1199	24
2014-2015	9	-19	-10	856	233	77	16	1182	-1460	-278
2015-2016	8	-18	-10	853	215	110	25	1203	-1578	-375
2016-2017	13	-15	-2	1200	375	181	31	1787	-1354	433
2017-2018	7	-8	-1	1071	216	134	30	1451	-1504	-53
Average	9	-16	-6	985	257	105	22	1369	-1419	-50

Clubs




Members



Membership Composition

June 2018 Cumulative



Gender Comparison

June 2018 Cumulative

